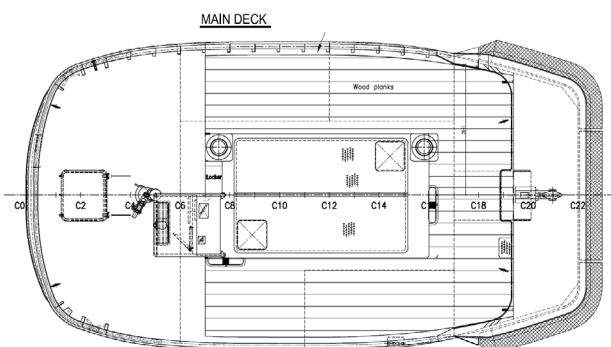
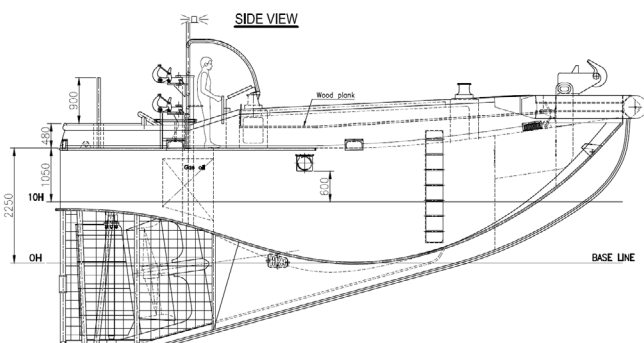



SKIFF 11M



TUNA SKIFF - 11 m



The 11 metres skiff is adapted to the purse seining process in every ocean of the world.

Based on a design that ensures crew safety, powerful structure and high manoeuvrability.

- Steel hull
- 2 deck hydraulic driven capstans
- 2 aft towing release hooks
- 1 fore release hook

SKIFF 11M

TUNA SKIFF - 11 m



MAIN CHARACTERISTICS

Length overall	11.0 m
Breadth	6.2 m
Depth on deck	2.25 m
Fuel capacity	1840 l
Side wooden deck	
Hull	steel
Watertight tanks in hull	7

DECK EQUIPMENT

Deck hydraulic driven capstans	2 x Ø 200 mm x 1 t
Fore release hook	30 t
Aft towing release hooks	2 x 10 t
Bow fender	Ø 450 mm

PROPULSION / MACHINERY

Engine	1 x Cummins KTA 38 M Tier II
Rated engine power	1013 HP @ 1800 rpm
Gearbox	Twindisc
Propeller	4 blades Ø 1700 mm
Steering gear	DEA 80/100 hydraulic type
Hydraulic starting system	50 l accumulator + hand pump
Electric starting system	
Safety equipment	basic

0819 - All particulars believed to be correct but not guaranteed / PIRIOU 2019 ©

www.piriou.com

PIRIOU – ZI du Moros – 29185 Concarneau – France
Tel +33(0)2 98 97 09 48 – commercial@piriou.fr

**PIRIOU**